
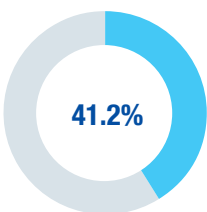

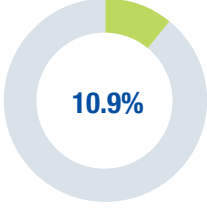

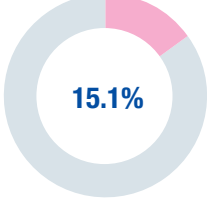

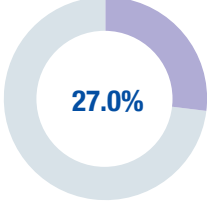

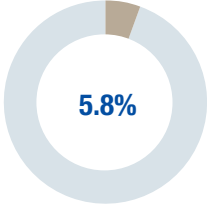
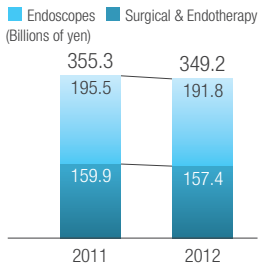


# At a Glance

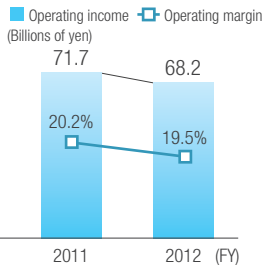
Fiscal year ("Fiscal," "FY"), the year ended/ending March 31

Business Segment	Business Description	Results of Operations (FY2012)	Share of Net Sales (FY2012)
 <p><b>Medical Business</b></p>	<p>Olympus has the world's highest market share in the gastrointestinal endoscope field and is currently focusing on accelerating growth in the surgical and endotherapy devices field and in emerging markets.</p>	<p>In the first half of the fiscal year ended March 31, 2012, sales of mainstay gastrointestinal endoscopes were substantially affected by the Great East Japan Earthquake. In the second half of the year, however, product supply was restored and sales were strong. As a result, full-year net sales and operating income fell only 2% and 5% year-on-year, respectively.</p>	 <p><b>41.2%</b></p>
 <p><b>Life Science &amp; Industrial Business</b></p>	<p>In the life science business, Olympus is a global market share leader for biological microscopes. Key products in the industrial business include industrial microscopes, industrial endoscopes, and ultrasonic flaw detectors.</p>	<p>Although full-year sales and profits declined year on year as a result of factors including the transfer of the inkjet printer business in March 2011 and the impact of foreign exchange and the Great East Japan Earthquake, both sales and profits were stable when these additional factors are excluded.</p>	 <p><b>10.9%</b></p>
 <p><b>Imaging Business</b></p>	<p>Olympus offers unique digital cameras, such as PEN and OM-D series next-generation mirrorless interchangeable-lens cameras and high-end, high-power zoom compact cameras, and voice recorders that command high market share.</p>	<p>Fiscal 2012, brought higher sales of mainstay models, nevertheless, full-year consolidated net sales fell year on year as a result of factors including the flooding in Thailand. Although an operating loss was recorded, the amount of loss decreased thanks to improvement in the cost of sales ratio and cost reductions.</p>	 <p><b>15.1%</b></p>
 <p><b>Information &amp; Communication Business</b></p>	<p>Consolidated subsidiary ITX Corporation is one of the share leaders in the mobile handset sales market and operates stores all over Japan as a primary distributor for all mobile network operators.</p>	<p>Sales increased by 9.5% as a result of expansion of the mobile handset sales network and buoyant sales of smartphones. Operating income was nearly flat year on year, rising 0.7%, as a result of factors including the impact on goodwill of making ITX Corporation a wholly owned subsidiary in March 2011.</p>	 <p><b>27.0%</b></p>
 <p><b>Others</b></p>	<p>The focus of new business creation is the medical and healthcare fields, such as bone replacement material, and new businesses operated by Olympus Business Creation Corp.</p>	<p>Net sales from the Others business fell 2.3% year on year due to the impact of worsening market conditions overseas. Operating loss in the Others segment increased as a result of higher R&amp;D costs attendant on the acquisition of a regenerative medicine-related business.</p>	 <p><b>5.8%</b></p>

## Net Sales

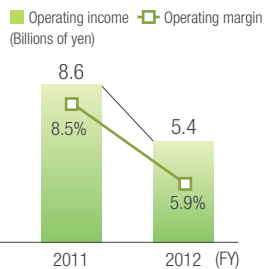
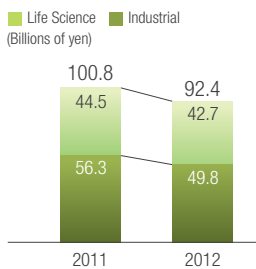


## Operating Income / Margin

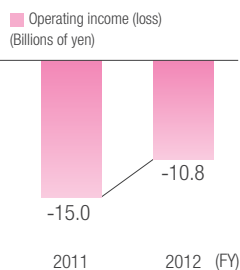
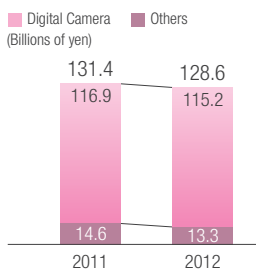


## Targets in the Medium-Term Vision

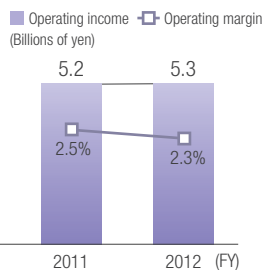
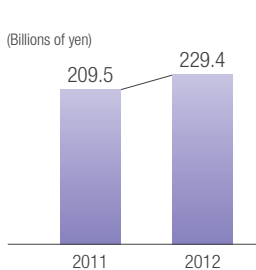
<b>FY2013</b>	Net sales:	¥383.0 billion
	Operating income:	¥75.0 billion
<b>FY2015</b>	Net sales:	¥470.0 billion
	Operating income:	¥97.0 billion
<b>FY2017</b>	Net sales:	¥570.0 billion
	Operating income:	¥126.0 billion



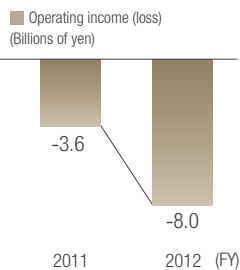
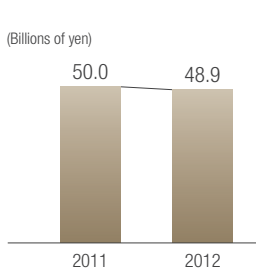
<b>FY2013</b>	Net sales:	¥97.0 billion
	Operating income:	¥5.5 billion
<b>FY2015</b>	Net sales:	¥108.0 billion
	Operating income:	¥8.0 billion
<b>FY2017</b>	Net sales:	¥120.0 billion
	Operating income:	¥14.0 billion



<b>FY2013</b>	Net sales:	¥149.0 billion
	Operating income:	¥1.0 billion
<b>FY2015</b>	Net sales:	¥160.0 billion
	Operating income:	¥7.0 billion
<b>FY2017</b>	Net sales:	¥170.0 billion
	Operating income:	¥9.0 billion

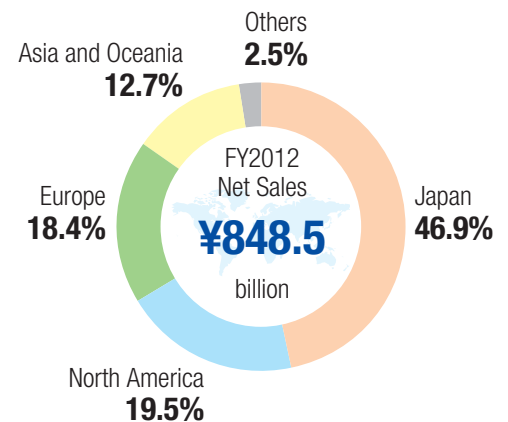


Olympus has resolved to transfer its Information & Communication Business to Japan Industrial Partners, Inc., on August 24, 2012. The transfer will be carried out on September 28, 2012.



For non-core business domains, Olympus will consider optimal value enhancement measures and decisively divest, downsize, liquidate, or withdraw from businesses whose profitability or growth potential make continuation of operations within the Olympus Group difficult.

## Share of Net Sales by Region



## Company History

### 1919

Established as Takachiho Seisakusho to manufacture microscopes in Japan

### 1936

Launch of the first camera, marking entry into the camera business

### 1950

Development of the world's first practical gastro camera

### 1968

Entry into the industrial endoscope area

### 1975

Entry into medical surgical endoscopy area

### 1996

Entry into the digital camera business

### 2008

Acquisition of the Gyrus Group PLC to strengthen the surgical area of the Medical Business